




CROSSLAND

STONE TALES

COMPACT



COLLECTION CATALOGUE

unicomstarker®



CROSSLAND

STONE TALES

COMPACT

CROSSLAND

Crossland interpreta l'aspetto dei materiali naturali con sorprendente fedeltà, sia nei colori che nelle texture superficiali, mantenendo un aspetto estremamente realistico con caratteristiche tecniche superiori alla pietra naturale. Quattro le soluzioni cromatiche disponibili, dai toni sofisticati e mai ripetitivi, arricchite da mosaici e decorazioni 3D danno vita ad ambienti indoor e outdoor contemporanei ed essenziali, in totale armonia con la natura. La forza materica della pietra rivive in questa nuova collezione, frutto di un sapiente mix di tradizione, innovazione e tecnicismo.

Crossland remarkably captures the essence of natural materials, delivering a strikingly realistic effect in both colour and surface texture, with superior technical characteristics that surpass natural stone. Available in four unique and sophisticated colours, enhanced by mosaics and 3D decorations, this collection brings a contemporary and minimalist aesthetic to both indoor and outdoor spaces, seamlessly blending with nature. The collection's stone-like material strength is the result of a skillful mix of tradition, innovation, and technical expertise



CROSSLAND

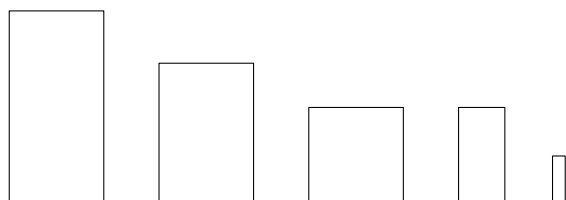
COLLECTION

produzione - production
industriale - industrial

spessore - thickness
10 mm

usi - use
interni residenziali, bagni o locali commerciali e spazi pubblici
housing environments, bathrooms or refined commercial locations as well as public spaces

formati - sizes
60x120 - 60x90 - 60x60 - 30x60 - 7.4x30



decori - decoration
linear - mosaico - hexagon

pezzi speciali - complementary pieces
battiscopa smaltato - gradino - gradone - gradone angolare - elemento a L



pearl



PEARL
60x120 - 24"x48"
7.4x30 - 3"x12"







PEARL
60x90 - 24"x36"



PEARL
60x120 - 24"x48"
60x120 - 24"x48" Linear



dune



DUNE
60x90 - 24"x36"
60x120 - 24"x48" Linear





DUNE
60x120 - 24"x48"
60x120 - 24"x48" Linear



DUNE
60x120 - 24"x48"
60x60 - 24"x24"
7.4x30 - 3"x12"



DUNE
60x60 - 24"x24" grip
30x60x3.2 - 12"x24"x1^{17/64}" gradone costa retta grip

rock



ROCK
60x120 - 24"x48"
60x60 - 24"x24" grip
7.4x30 - 3"x12"





ROCK
60x90 - 24"x36"
60x60 - 24"x24" grip



ROCK
60x120 - 24"x48"



ROCK
60x120 - 24"x48"
7.4x30 - 3"x12"

match




MATCH
25x34 - 10"x13" Hexagon
60x120 - 24"x48"






MATCH
60x90 - 24"x36"



MATCH
60x120 - 24"x48"
7.4x30 - 3"x12"




MATCH
60x60 - 24"x24" grip



MATCH
60x120 - 24"x48"

COLORI COLOURS COULEUR FARBE



PEARL



DUNE



ROCK



MATCH

FORMATI SIZES FORMATS FORMATE



60x120 cm
24"x48"

rettificato


66



60x90 cm
24"x36"

rettificato

59




60x60 cm
24"x24"

rettificato

54

grip

55



30x60 cm
12"x24"

rettificato

51



7.4x30 cm
3"x12"

rettificato

65

DECORI DECORS DECORATION DEKORE



Pearl Linear
60x120 cm
24"x48"

70



Dune Linear
60x120 cm
24"x48"

70



Rock Linear
60x120 cm
24"x48"

70



Match Linear
60x120 cm
24"x48"

70



Pearl Mosaico
30x30 cm
12"x12"

115



Dune Mosaico
30x30 cm
12"x12"

115



Rock Mosaico
30x30 cm
12"x12"

115



Match Mosaico
30x30 cm
12"x12"

115



Pearl Hexagon
25x34 cm
10"x13"

34



Dune Hexagon
25x34 cm
10"x13"

34



Rock Hexagon
25x34 cm
10"x13"

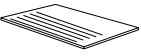

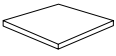


34



Match Hexagon
25x34 cm
10"x13"

34












PEZZI SPECIALI SPECIAL ITEMS PIÉCES ESPECIALES FORMTEILE

				
GRADINO 30x60 cm 12"x24"	GRADONE COSTA RETTA 30x60x3.2 cm 12"x24"x1 ^{17/64"}	GRADONE ANGOLARE COSTA RETTA dx-sx 30x60x3.2 cm 12"x24"x1 ^{17/64"}	ELEMENTO A L 30x60x5 cm 12"x24"x2"	BATTISCOPA SMALTATO 7x60 cm 2 ^{3/4"} x24"
rett. 33	rett. 115	rett. 118	rett. 49	rett. 15
grip 34	grip 118	grip 120	grip 50	
30x90 cm 12"x36"	30x90x3.2 cm 12"x36"x1 ^{17/64"}	30x90x3.2 cm 12"x36"x1 ^{17/64"}	30x90x5 cm 12"x36"x2"	7x90 cm 2 ^{3/4"} x36"
rett. 55	rett. 140	rett. 160	rett. 96	rett. 25

IMBALLI PACKING EMBALLAGES VERPACKUNG

cm	inch		spessore	pezzi/sc	mq/sc	kg/sc	sc/pl	mq/pl	kg/pl
			thickness	pcs/box	sqm/box	kgs/box	box/pal	sqm/pal	kgs/pal
60x120	24"x48"	rettificato	10	2	1.44	28.85	32	46.08	923.20
60x90	24"x36"	rettificato	10	2	1.08	19.87	48	51.84	953.76
60x60	24"x24"	rettificato grip	10	3	1.08	21.51	40	43.20	860.40
30x60	12"x24"	rettificato	10	6	1.08	21.51	40	43.20	852.40
7.4x30	3"x12"	rettificato	10	40	0.88	17.40	60	52.80	1044.00
30x30	12"x12"	mosaico		11	0.99	18.00	36	35.64	684.00
25x34	10"x13"	hexagon		6		13.20			
60x120	24"x48"	linear	2	1.44	21.81	32	46.80	889.92	
7x60	2 ^{3/4"} x24"	battiscopa smaltato rettificato	12			11.76			
30x60	12"x24"x2"	gradino rettificato grip	8			31.20			
30x60x3.2	12"x24"x1 ^{17/64"}	gradone costa retta rettificato grip	4			17.40			
30x60x3.2	12"x24"x1 ^{17/64"}	gradone angolare costa retta dx sx rettificato grip	2			4.60			
30x60x5	12"x24"x2"	elemento a L rettificato grip	4			17.20			
7x90	2 ^{3/4"} x36"	battiscopa smaltato rettificato	8			12.80			
30x90	12"x36"x2"	gradino rettificato	4			23.52			
30x90x3.2	12"x36"x1 ^{17/64"}	gradone costa retta rettificato	2			14.52			
30x90x3.2	12"x36"x1 ^{17/64"}	gradone angolare costa retta dx sx rettificato	1			7.8			
30x90x5	12"x36"x2"	elemento a L rettificato	2			13.76			

CARATTERISTICHE TECNICHE TECHNICAL FEATURES
CARACTERISTIQUES TECHNIQUES TECHNISCHE EIGENSCHAFTEN

	standards	characteristics or properties	declared values
	ISO 10545-3	assorbimento d'acqua water absorption	<0.5%
	ISO 10545-4	resistenza alla flessione breaking strength	35 N/mm ²
	ISO 10545-13	resistenza agli acidi resistance to acid	GLA
	ISO 10545-12	resistenza al gelo frost resistance	resiste frost proof
	ISO 10545-14	resistenza alle macchie stain resistance	4
	ISO 10545-2	ortogonalità orthogonality	±0.6%
	ISO 10545-2	planarità surface flatness	±0.5%
	ISO 10545-2	spessore thickness	10 mm
	DIN 51097 DIN 51130 ANSI A 137.1 DCOF BOT 3000 E	coefficiente d'attrito (scivolosità) static coefficient of friction	A+B R10 > 0.42
	DIN 51097 DIN 51130 ANSI A 137.1 DCOF BOT 3000 E	coefficiente d'attrito (scivolosità) static coefficient of friction	A+B+C R11 > 0.42
		variazioni cromatiche color shade variations	PEARL / DUNE / ROCK V3 variazione moderata moderate variation MATCH V4 variazione intensa substantial variation

UNICOMSTARKER CROSSLAND COLLECTION
IS A UNICOMSTARKER'S PROJECT

CONTACTS

UNICOM SRL

via flumendosa 7
41042 fiorano modenese
modena italy
T +39 (0)536 926011
unicomstarker.com

UNICOMSTARKER SHOWROOM

via flumendosa 7
41042 fiorano modenese
modena italy



Quanto contenuto nel catalogo è indicativo e non esaustivo riguardo a grafiche, decori, colori, imballi e dimensioni.
The content of this catalogue is only indicative and not exhaustive in respect of graphics, decorations, colours, packaging and sizes.
Le contenu de notre catalogue concernant les decors, coloris, graphiques, emballage et dimensions est indicatif.
Was im Katalog enthalten ist, ist ein Hinweis und nicht erschöpfend in Bezug auf Grafiken, Dekorationen, Farben, Verpackung und Abmessungen.

printed and bound in Italy
© 2024 unicom srl - all rights reserved

**think
outside
the box**

